

Parenting, Phonics and Reading



Parenting, Phonics and Reading

TUESDAY / 28TH APRIL / 10:30 AM

BETTY PRIMUS

JASMANE

SPECIAL
GUEST

All sessions will be approximately
50 minutes.

Betty is a School Improvement Specialist Coach (SISC+) Language Unit, Papar District, Sabah with a background as an English Specialist, TESL, Curriculum, and Instruction. Both Jasmane and Betty are passionate about helping children learn to read and encouraging support from Parents.

Click on the link: <https://bit.ly/2UKvbC3>
to see the latest timetable and topics for discussion.

After registration, you will receive a Zoom invitation from your host.


You can also sign up to receive the recorded session as soon as it is available.

LOOKING FORWARD TO MEETING YOU ONLINE!



Recording of Webinars


- This webinar is being recorded
- This recording may be used by LeapEd for training and marketing purposes. It will be available on YouTube.
- This may include conversations in the Breakout Rooms
- If you do not wish to be recorded, please switch off your video




Zoom Navigation

Say Hello!

✓ Answers in the Chat Box

 Chat



To: Everyone ▾ More ▾

Type message here...

Apakah amalan pertama yang anda akan lakukan selepas PKP dihentikan?
What is the first thing you will do after the MCO?



restoran
(mamak)



memotong
rambut
(hair cut)



6

Please answer the questions in the **poll**.
State whether you have children who need to learn to read.

INTRODUCTION:



Learning Knows No Bounds





Be calm

Know what you want to do; plan or read through tasks before you start (BE READY).

Do what is achievable with purpose.

Create a schedule to establish a daily rhythm.

Having a schedule helps us to be more productive and effective.

Enjoy the experience, encourage and praise.



OBJECTIVES:

- Introduce a way for PARENTS to understand the concept of phonics.
- Share strategies and resources for parents to use phonics for word building and reading.

The background features a collage of educational and social elements. In the top left, there are several colored pencils (red, orange, yellow, green, blue, purple) and a pair of glasses. In the top right, the LeapEd logo is visible, consisting of an orange square with a white figure jumping over a line, followed by the text 'LeapEd' in a grey box, with 'LEARNING ENRICHED' written below it. The bottom right corner shows a collage of many small, diverse children's faces. The central text is highlighted by a large yellow brushstroke graphic.

What is Phonics?

The sounds we make when speaking.
We blend the (phonemes) sounds to make
different expressions and words.

Why Phonics?



- It helps children to spell and read - it takes longer when using the alphabet only.
- Spelling and reading alphabetically require memorisation of the alphabet - it does NOT allow for accurate blending into words.

FOCUS:


- The difference between the alphabet and sounds of the alphabet
- Pronouncing the sounds of the alphabet
- Blending sounds into words

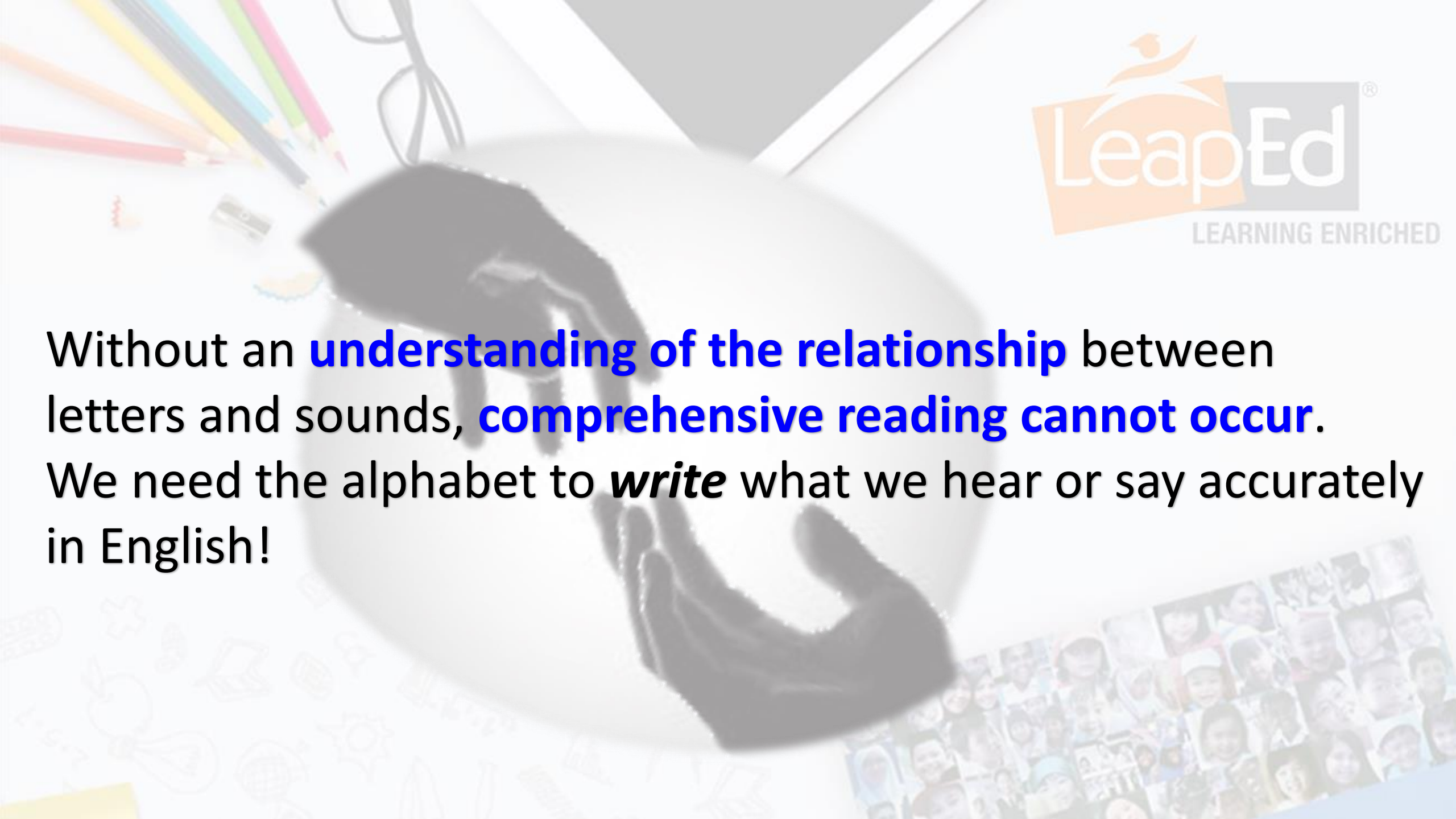
The **DIFFERENCE** between the alphabet and sounds of the alphabet

abcdefghijklmnopqrstuvwxyz

Phonemes or sounds to learn how to pronounce with correct pronunciation to be able to read.


Symbols or letters that represents the sounds we make when speaking.
A bit like CODING!

- 
1. s, a, t, i, p, n
 2. c k, e, h, r, m, d
 3. g, o, u, l, f, b
 4. ai, j, oa, ie, ee, or
 5. z, w, ng, v, oo, oo
 6. y, x, ch, sh, th, th
 7. qu, ou, oi, ue, er, ar

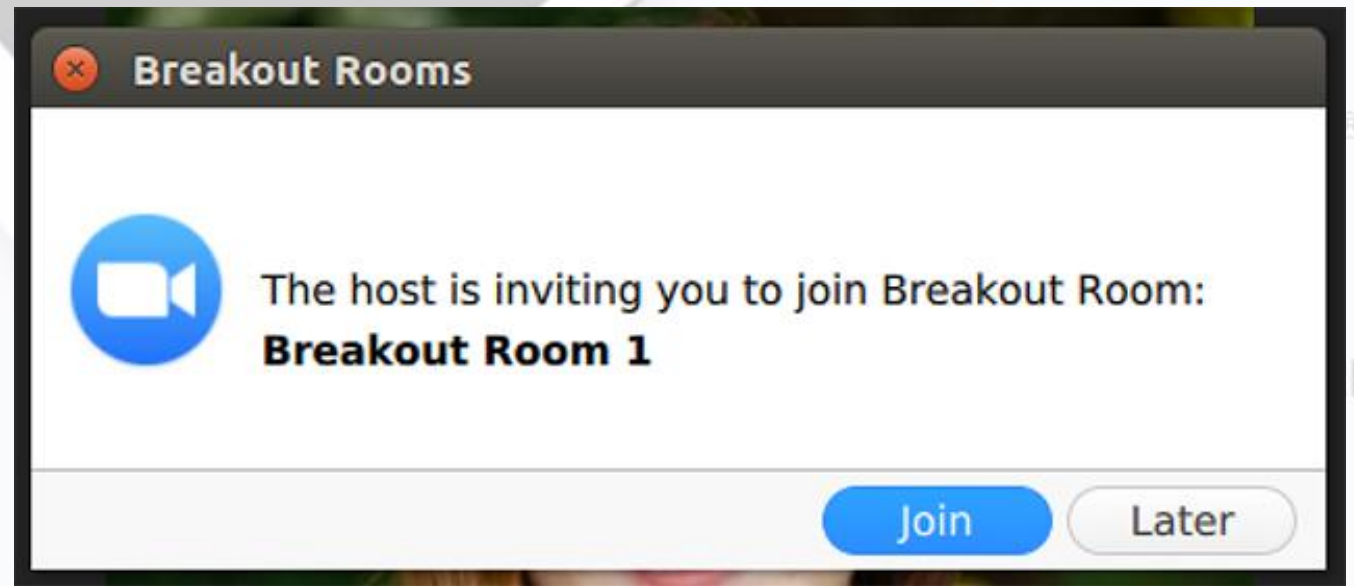


Without an **understanding of the relationship** between letters and sounds, **comprehensive reading cannot occur**. We need the alphabet to ***write*** what we hear or say accurately in English!

Pronunciation: Interactive Activity



<https://www.youtube.com/watch?v=-ksblMiliA8>



BREAK-OUT!

1. How do you support reading at home currently?
2. What do you think we need to teach first? The alphabet or sounds?

Feedback on return to main session...

Blending sounds into words

Start CVC words



a	t
e	n
u	p

18

m	a	t
p	e	n
c	u	p

consonant, vowel, consonant

Blending sounds into words

Then progress with blends and digraphs as they learn more sounds...

st	o	p
b	oa	t
ch	a	t

Blending Sounds: Interactive Activity



s	a	t	i
p	m	c	b
n	e	h	r
oa	bl	sh	fr

OFFLINE: Fun and Practical!

Show the letter card then say the sound. Children do not have to repeat.

Place the cards on the table or paste them on the wall.

Say the sound then get your child to walk to the card representing the sound.

Place the cards on the floor. Get them to pick the correct cards.

Smack the cards with the sound you are saying.

Mime the sounds, get them to pick and say the sounds.

Teach the sounds with actions - more memorable.

https://www.youtube.com/watch?v=tdI-_cO_zGQ

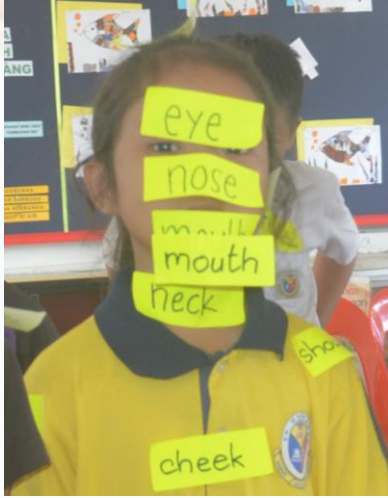
Memory games to teach phonics

<https://www.youtube.com/watch?v=7lATqHPfGo4>

- Create sound cards OR
- write the sounds on A5 paper for daily use.
- Learn and pronounce the sounds together as a fun, family activity.

- Label items around the house with English words.
- Remove it after 2/3 days.
- Ask your child to re-label the items - younger learners.
- Ask your child to write and label items - older learners.

OFFLINE: Fun and Practical!



- Use the children to tackle topics like 'The Body'.
- Suggest other KPM topics such as Recycling, Following Instructions, Designing, Creating Posters, Festivals (Hari Raya is coming...) keep the children happy and interested.



Recycle bottle tops and make jars of sounds.

Ask the children to do it.
Let them build words and sentences with it.

Let them make their own phonics video saying all the sounds!!!

Digital Resources

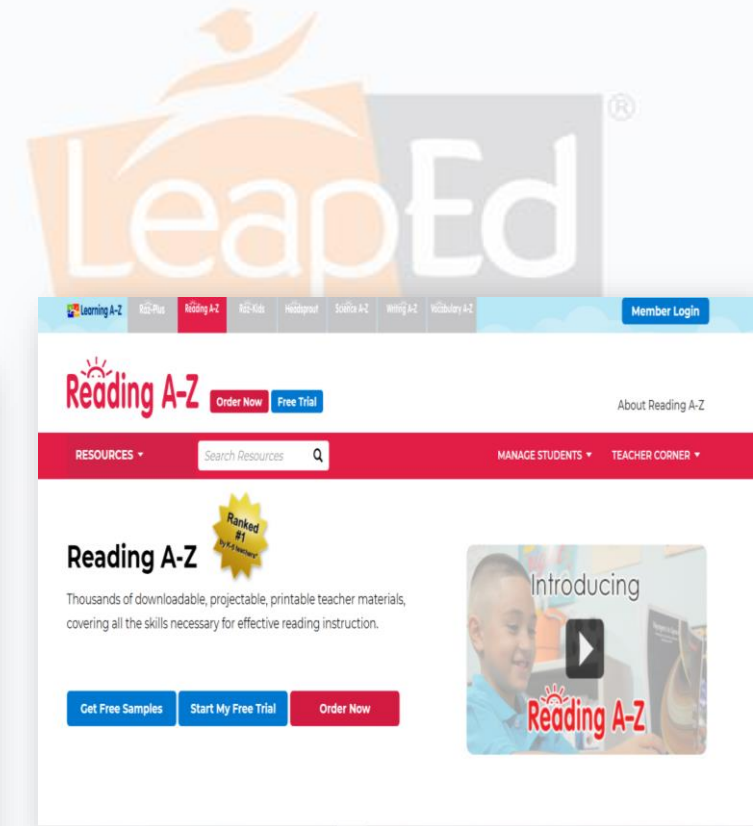


The Starfall website interface features a green circular logo with a white 'S' and the word 'Starfall' in a playful font. Navigation links include 'Store', 'Parent-Teacher Center', 'How to Join', and 'Sign In'. The main content area is divided into three columns: 'Math', 'Grades 1, 2, 3 Language Arts & Music', and 'Seasonal'. The 'Math' column includes buttons for 'Grade 1 MATH', 'Grade 2 MATH', and 'Grade 3 MATH'. The 'Language Arts & Music' column includes buttons for 'Grade 1 English', 'Grade 2-3 English', 'Learn to Read', 'Historical Folk Songs', 'It's Fun to Read', 'More Phonics', 'I'm Reading', and 'Talking Library'. The 'Seasonal' column includes buttons for 'April', 'Be my Valentine', 'Pumpkin', 'I'm Proud to Be Me', and 'Song'.

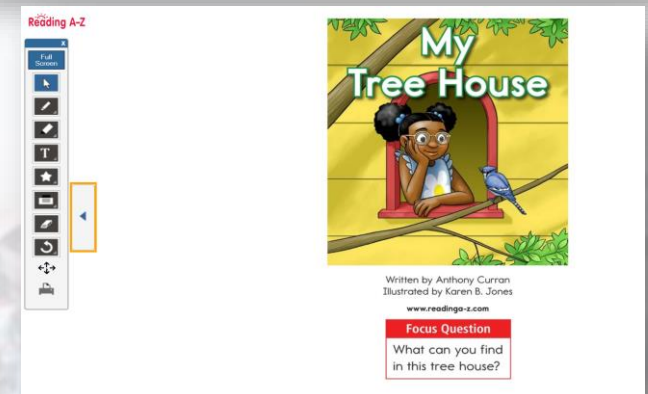


The Topmarks website interface features a blue header with the 'Topmarks' logo and navigation links: 'Topmarks Search', 'Whiteboard Resources', 'Learning Games', 'Topmarks Apps', and 'Topmarks Blog'. A purple bar below the header contains a 'Share this page' section with social media icons for Facebook, Pinterest, and Twitter. The main content area is divided into four colored boxes: '3-5 Years', '5-7 Years', '7-11 Years', and '11-14 Years'. Below these boxes is a section titled 'Play these fun English Games for 3-5 year olds'. The 'Choose a Category' section includes 'Letters and Sounds' and 'Stories and Rhymes'. The 'Letters and Sounds' section includes a 'Phonics Bloom' game, which is described as 'Phonics Bloom create interactive online phonics games to help teach children the relationship between letters and sounds and develop the skills needed to read and write.' The 'English' section includes a 'IXL' logo.

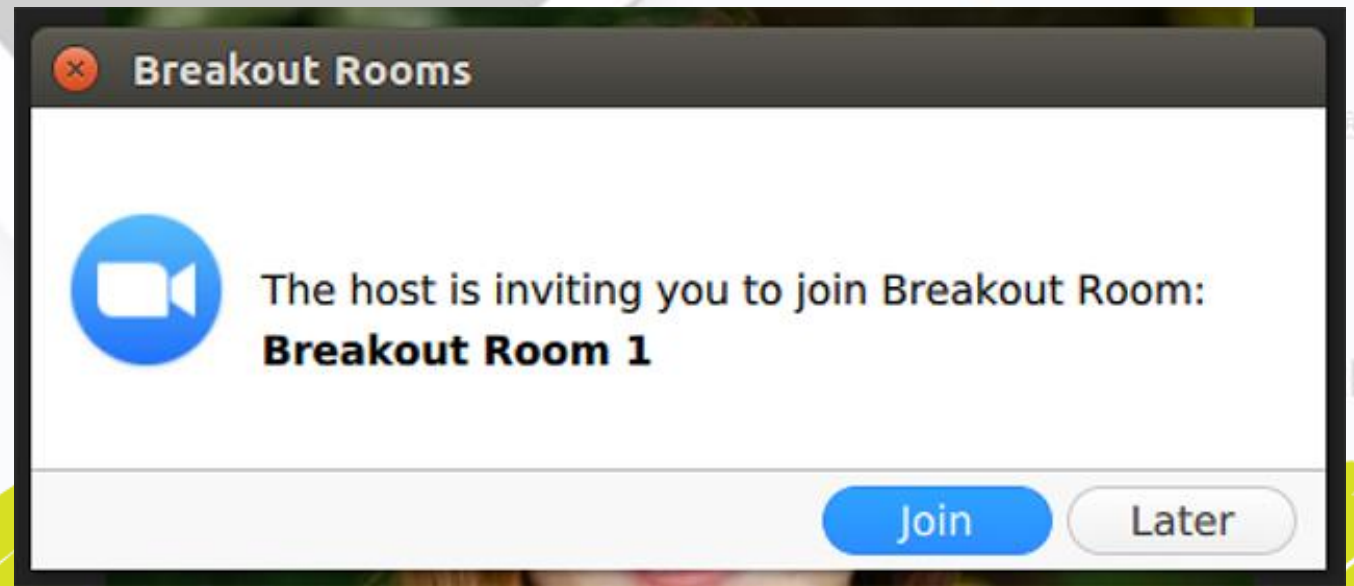
23



The LeapEd website interface features a large orange and white logo with the word 'LeapEd' and a stylized figure of a person jumping. The navigation bar includes links for 'Learning A-Z', 'Reading A-Z', 'K2-Plus', 'K2-Kids', 'Homeschool', 'Science A-Z', 'Writing A-Z', 'Vocabulary A-Z', and 'Member Login'. The 'Reading A-Z' section includes a 'Rank #1 by 1st Grade' badge and a 'Reading A-Z' video player. The 'Resources' section includes a search bar and a 'Search Resources' button. The 'About Reading A-Z' section includes a description: 'Thousands of downloadable, projectable, printable teacher materials, covering all the skills necessary for effective reading instruction.' The 'Get Free Samples', 'Start My Free Trial', and 'Order Now' buttons are located at the bottom of the page.



The Reading A-Z book interface features a 'Full Screen' button and a 'Reading A-Z' logo. The book cover is titled 'My Tree House' and features a cartoon illustration of a girl sitting on a tree branch. The book is written by Anthony Curran and illustrated by Karen B. Jones. The 'Focus Question' section asks: 'What can you find in this tree house?' The website address 'www.readinga-z.com' is also displayed.




BREAK-OUT 2!

1. What do you still need to support parents with reading during MCO more effectively?
2. Which resource or strategy would you like to have a follow-up webinar about?

PADLET = request for future webinars and biggest takeaway

FEEDBACK = complete the feedback form to help improve our webinar series



PADLET

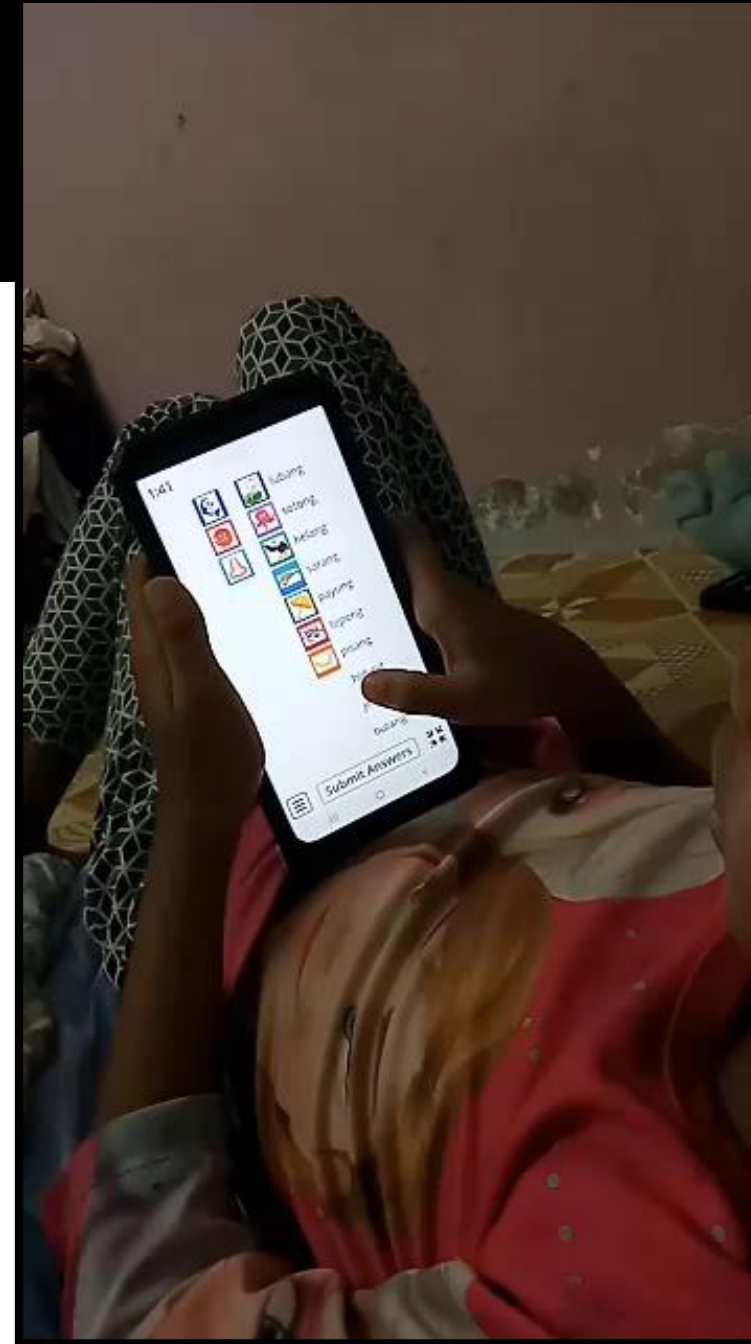
- <https://padlet.com/jasmanefrans1/2nmleb8i3pf582xs>

Next time...

Literacy and Reading strategies at
SK Seberang Ramai



<https://t.me/LeapEdBrightIdeas>





<https://www.midlen.org/>



<https://sites.google.com/moe-dl.edu.my/bright-ideas/free-online-discussions>



<https://forms.gle/za5zVXhHSF8jUL7z6>



Any questions?

hayley.trenchard@leapedservices.com

jasmane.frans@leapedservices.com

bettydprimus@gmail.com