

We will start our session soon



Today's sharing of best practices

Roshida Abu Bakar
Advisory Teacher
SMK Seri Samudera, Perak

Shoba Devi A Balakrishnan
HOD - Language
Department
SMK Pasir Gudang 3, Johor



Hi everyone

If you are new to LeapEd's Webinar
Give yourselves a clap



If you have participated in our webinar
Raise your hands



Question for Shoba:
How did you prepare your
students for online learning
during MCO period?

Engaging students



YOU! YES, YOU!

SMK Pasir Gudang 3 students!!!

Let's Join Us...

AHAD 22, 29 Mac	Bahasa Melayu dan Sejarah
Isnin 23 Mac	CUTI SEMPENA HARI KEPUTERAAN SULTAN JOHOR
Selasa 24, 31 Mac	Matematik, dan P. Islam/ Moral
Rabu 25 Mac Isnin 30 Mac	Bahasa Inggeris dan Sains / Biologi / GKT
Khamis 26 Mac	Fizik/PN / MT/PSV/ Tassawur/ Kimia/PA /ASK / SK /RBT/GEO



ONLINE LEARNING 22 - 31 MAC 2020

YOU ARE AAWESOME STUDENTS!

FURTHER INFORMATION: CLASS WHATSAPP GROUP



PENUTUPAN SEKOLAH ATAS
PERINTAH KAWALAN
PERGERAKAN BAGI MEMBENDUNG
PENULARAN WABAK COVID-19

▶ **1 -14 APRIL**
**JOM BELAJAR
ONLINE**



SMK PASIR GUDANG 3
PROGRAM SEKOLAH AMANAH MALAYSIA

SUBJECTS:
BM/SEJ/BI/MAT/PISLAM
SAINS/FIZ/KIM/BIO/MT
PSV/PN/PP/TAS/SK
ASK/RBT/GEO

▶ **JANGAN LUPA TEMU JANJI
DENGAN GURU ANDA**

Jabatan Pendidikan Negeri Johor akan sentiasa memastikan setiap murid di sekolah-sekolah negeri Johor dapat meneruskan proses pembelajaran dan pemudahcaraan (PdPC) semasa perintah kawalan pergerakan dikuatkuasakan

PENGAJARAN DAN PEMBELAJARAN DIGITAL

FASA 2

▶ **ANDA CEMERLANG!**

Berdasarkan konsep Pembelajaran Abad ke-21 (PAK 21) PdPc tidak lagi hanya dilaksanakan di dalam kelas tetapi ianya juga boleh dilaksanakan di rumah atau di mana sahaja yang sesuai dan selamat..


BUKU TEKS/ BUKU KERJA/ GOOGLE CLASSROOM/ WHATSAPP/ TELEGRAM/ GOOGLE FORMS/ YOUTUBE/ ZOOM/ SKYPE/ VOICE NOTE DLL

JADUAL KELAS: HUBUNGI GURU TINGKATAN ANDA

Praise loudly.
Correct softly.

3 Stars and a Wish

Write 3 positives about yourself. Then create a wish for your future that you hope will come true!



www.thefairyprintess.com

Keeping students engaged through

1) timely feedback

2) creating opportunities for two way conversations

7. The umbrella is _____ the sofa.

on

under

on

8. There is a piano _____ the living room.

9. The apple is _____ the table.

between

10. The clock is _____ the wall.

11. The computer is _____ the armchair.

on

12. The table is _____ the armchairs.

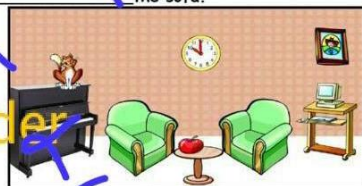
in

13. There is a cat _____ the piano.

on

14. There is a picture _____ the wall.

on



Prepositions Form 1 Ametis

Total points 40/50

Answer all questions.

✓ 1. Let's meet _____ six o'clock. * 5/5

☐ in

☐ on

☐ under

☒ at ✓

Alad 12/14/20

9 Berdasarkan ~~atau~~ cara yang berikut kenal pasti kesilapan yang telah dilakukan.

Baris 6 - int berat = int berat - 1 ✓

Baris 8 - int berat2 = int berat - 2 ✓

Baris 10 - int berat3 = int berat - 3 ✓

Baris 4 - new (system.in), = new scanner (system.in); ✓

ada lagi kesilapan atau cara jenis data? cara penulisan output tgk video yang teacher share! TQ

A very disappointing to our beloved principal, Puan Ameena, excellent teachers and fellow students. Today, on this fine morning, I am absolutely honoured to be given the opportunity to give a speech about how to deal with anger with everyone. As we all know, anger is an emotion that is produced when something triggers us, something unpleasant happened and entering. However, we cannot let out anger as we want. We must learn to control and contain our emotion in any situation. It is true that people should never make others feel angry, but, we must learn to persevere in order to maintain calm and collected anger and anguere. Sometimes, people will not blame who stated an argument that will blame those who raised their voice, say bad words or proceeding the argument.

Firstly, we can maintain deal with anger by taking it out to someone caring. For example, talk to your bestfriend or special friend or cousin when you are angry about something. You can vent to them but don't let out your stress at them. Tell them why are pissed off. Or tell them who made you angry and ~~as~~ always remember, talk calmly so they won't misunderstood you for being the bad guy. Other than that, get ~~man~~ their opinion on how to settle your problems and ~~how~~ how to let out your anger. Plus, while talking to your somebody, it releases the pain in your

Scan Documents

Take Photo or Video

Photo Library

Add Sketch

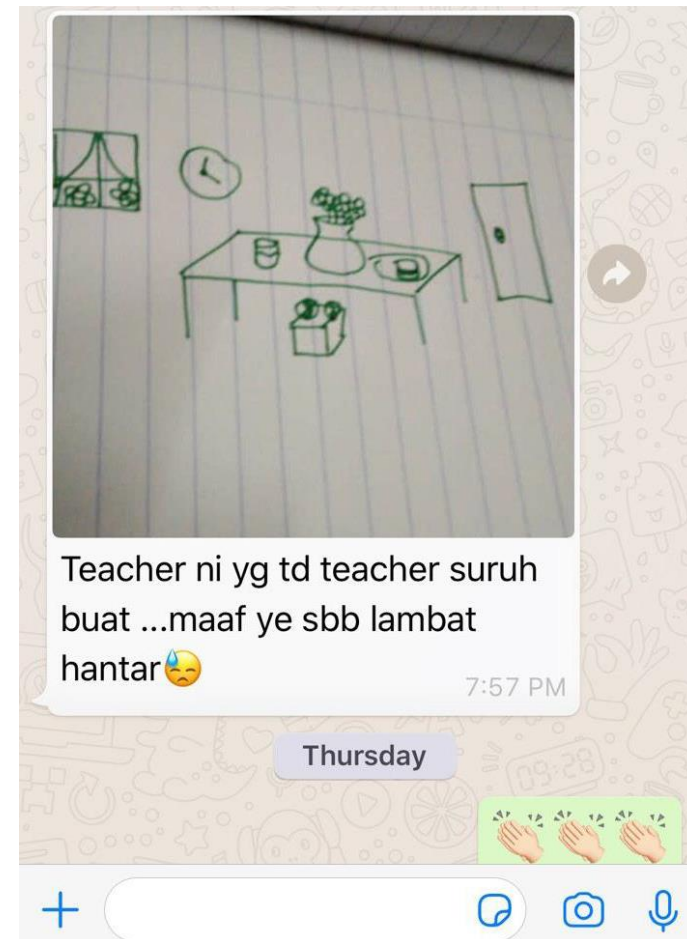
Cancel



Surveys



Phone call



WhatsApp messages

What actions were taken to
increase parental
engagement?

Principal's memo to parents

FASA 3
15 -28 April 2020

SMK PASIR GUDANG 3
PROGRAM SEKOLAH AMANAH MALAYSIA
PdPc Digital
Penutupan sekolah bagi membendung wabak COVID 19

PENGENALAN

Assalamualaikum dan salam sejahtera
Kepada ibubapa/ penjaga pelajar SMKPG3.

Semoga semua Ibu Bapa sihat dan tenang menjalani
hari-hari PKP bersama keluarga tersayang.

#bantu_pihak_sekolah_membantu_anak_anda

RASIONAL

Inisiatif KPM menjalankan Pembelajaran secara on line bagi memastikan proses pembelajaran terus berjalan seterusnya memastikan anak-anak dapat menggunakan masa dengan berfaedah.

Berikutan itu, pihak sekolah telah memulakan pembelajaran Digital bermula dari fasa 1.

Namun keterlibatan anak-anak yang semakin menurun dalam fasa 2, maka pihak sekolah ingin melibatkan ibubapa bersama dalam memantau keterlibatan anak-anak.

PENUTUP

Bagi anak-anak yang tiada akses internet, ibu bapa boleh menggalakkan anak-anak belajar secara sendiri dari buku teks dan lain-lain buku mengikut tajuk yang disenaraikan.

Bersama-sama ini disertakan;

1. Infografik Pembelajaran Digital Fasa 3
2. Jadual Kelas PdP Digital
3. Senarai Tajuk pembelajaran



Terima Kasih
Hajah Suryati binti Tikon
Pengetua
SMK Pasir Gudang 3

Guiding parents to support learning

FASA
PEMBELAJARAN
DIGITAL 3

PERANAN IBU BAPA DAN ANAK
SMK PASIR GUDANG 3
sepanjang penutupan sekolah
bagi membendung wabak COVID 19



ANAK



Bangun awal/solat/sarapan



Bersedia untuk kelas online



Siapkan semua latihan dan tidur awal

IBU BAPA



Ambil maklum jadual waktu anak. Pastikan anda berada dalam group whatsapp ibu bapa kelas anak. Pastikan anak anda bersedia untuk kelas online



Sediakan jadual kerja rumah supaya anak anda membantu anda




BANTU pihak sekolah untuk MEMBANTU anak anda!!
TERIMA KASIH!!!

Dapatkan jadual kelas dari group whatsapp tingkatan dan group whatsapp ibu bapa,




PHASE
DIGITAL 3
LEARNING


THE ROLE OF PARENTS & CHILD
SMK PASIR GUDANG 3
throughout school closure to curb
the transmission of COVID 19




CHILD



Wake up early / pray breakfast




Be ready for your online class.
Be punctual and be active throughout the session.




Complete all tasks given and submit them to your subject teacher and sleep early.


PARENTS



Take note of your child's online class timetable. Make sure you are in your child's class whatsapp group. Make sure your child is ready for online class.




Plan a house chores timetable for your child that does not overlap with the online class timetable.



HELP us HELP your child !!
THANK YOU!!!

Get your class timetable from your class whatsapp group and your parents whatsapp group



How were the teachers
supported to carry out
effective online lessons?



SMK PASIR GUDANG 3
PROGRAM SEKOLAH AMANAH MALAYSIA
JOHOR

PENGAJARAN & PEMBELAJARAN DIGITAL

22-31 MAC 2020

Sepanjang Penutupan Sekolah Atas Perintah Kawalan Pergerakan Bagi
Membendung Penularan Wabak Covid-19

A



Penyediaan Latihan oleh Guru MP

Whatsapp
Telegram
Google Classroom
Google Form
Quiz Online
Lain-lain

B



Perkongsian Bahan PdP

Pengisian
Google Form
perkongsian
secara ringkas
oleh guru

C



Evidens Latihan

Latihan dicetak
atau disalin dan
ditampal di
dalam buku
latihan
mata pelajaran
berkaitan

D



Penandaan Latihan

Self assessment

Penandaan oleh
guru sebaik
sekolah dibuka

E

JADUAL PEMBELAJARAN

AHAD 22, 29 Mac	Bahasa Melayu dan Sejarah
Isnin 23 Mac	CUTI SEMPENA HARI KEPUTERAAN SULTAN JOHOR
Selasa 24, 31 Mac	Matematik, dan P. Islam/ Moral
Rabu 25, 30 (Isnin) Mac	Bahasa Inggeris dan Sains / Biologi / GKT
Khamis 26 Mac	Fizik/PN / MT/PSV/ Tassawur/ Kimia/PA/ASK / SK /RBT

PDP DIGITAL FASA 2 (1 -14 APRIL2020)

PENUTUPAN SEKOLAH ATAS PERINTAH

KAWALAN PERGERAKAN BAGI

MEMBENDUNG PENULARAN COVID 19

**Sasaran &
Pengisian**

Semua kelas &
Tajuk/Sub Tajuk baru

Platform

BUKU TEKS, BUKU KERJA
GOOGLE CLASSROOM,
GOOGLE FORM, YOUTUBE,
VIDEO, SLIDE, TELEGRAM,
WHATSAPP, KUIZ
ONLINE, , DLL

Masa

Slot 1 - 9.00 - 10.30 am
Slot 2 - 10.30 - 12.00 pm
Slot 3 - 3.00 - 4.30 pm

Penting

Guru wajib
menyediakan PdP
Murid ya g tiada
capien internet
dikecualikan (ulang PdP
di dalam kelas)

**step
01**

Kongsi jadual kelas
dalam group
whatsapp kelas
(rujuk lampiran)

**step
02**

Ambil maklum jadual
waktu persendirian
guru mata pelajaran
Sila patuhi tarikh
dan masa

**step
03**

Sediakan bahan
pengajaran dengan
kaedah perbincangan
dan perkongsian
dalam panitia

**step
04**

Lengkapkan google
form perancangan
sebelum jam 8.00pm
sebelum hari PdP

**step
05**

Pada hari PdP, guru MP
perlu online bersama
pelajar(1 jam). Diikuti
latihan pengukuhan
untuk pelajar jawab
sendiri (1 jam)

Be Creative



**step
06**

Pemantau (Pentadbir)
akan membuat
pemantauan dalam
group kelas dalam
waktu PdP.

**step
07**

Selepas tamat waktu
PdP, guru mata
pelajaran perlu
lengkapkan google
form LAPORAN PdP
DIGITAL

**step
08**

Latihan pelajar
perlu disemak
selepas naik
sekolah.



SMK PASIR GUDANG 3
PROGRAM SEKOLAH AMANAH MALAYSIA

#stayathome

#belajardarirumah

Contoh Perancangan Panitia MP

Example of Subject Panel Planning

JADUAL PEMBELAJARAN DIGITAL FASA 3 TINGKATAN 5
PERINTAH KAWALAN PERGERAKAN
(PKP COVID 19) UNTUK RUJUKAN IBU BAPA PELAJAR

TARIKH : 15 HB – 28HB APRIL

MATA PELAJARAN : BAHASA MELAYU

TAJUK	PERKARA
TAJUK 1	KARANGANBAHAGIAN A
TAJUK 2	KARANGANBAHAGIAN B
TAJUK 3	RUMUSAN&PEMAHAMANPETI KANUMUM
TAJUK 4	PENGETAHUAN&KEMAHIRAN BAHASA
TAJUK 5	NOVEL SILIR DAKSINA

MATA PELAJARAN : BAHASA INGGERIS

TAJUK	PERKARA
TAJUK 1	INFO TRANS
TAJUK 2	READING COMPREHENSION & SUMMARY
TAJUK 3	READING COMPREHENSION & SUMMARY

MATA PELAJARAN : SAINS

TAJUK	PERKARA
TAJUK	BAB 4: SEBATIAN KARBON ; KELAPA SAWIT / POLIMER

MATA PELAJARAN : PENDIDIKAN ISLAM

TAJUK	PERKARA
TAJUK 1	BATAS PERGAULAN
TAJUK 2	PERIBADI MUKMIN
TAJUK 3	FASAKH
TAJUK 4	KHULUK
TAJUK 5	ORG BERIMAN KEKASIH ALLAH

MATA PELAJARAN : MORAL

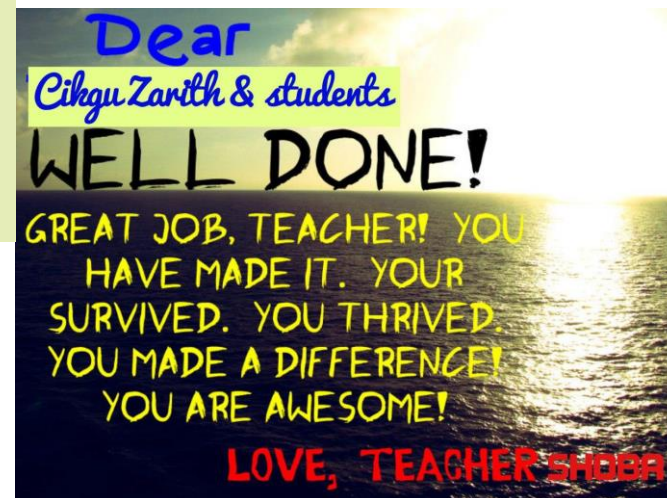


©Copyright Teach My Kids

www.tmked.com

WHAT YOU PRAISE
YOU INCREASE.

CATHERINE PONDER



Monitoring progress and processes & getting feedback for improvement

ANALISA PERANCANGAN PDP DIGITAL 13 APRIL 2020 AHAD (UPDATE 2 12.4.2020 10.30pm)

SLOT 1

Suaidah Binti Mohd Nasir	Kimia	13 April 2020 (Isnin)	01. 5ARZ	Slot 1 (9.30 - 11.30)
Azawana Abd. Jalil	Matematik	13 April 2020 (Isnin)	02. 5IBK	Slot 1 (9.30 - 11.30)
Nadzrah Tawang	Sains komputer	13 April 2020 (Isnin)	03. 5ABR	Slot 1 (9.30 - 11.30)
NOR AZNITA BT SAID	PENDIDIKAN ISLAM	13 April 2020 (Isnin)	04. 5ALB	Slot 1 (9.30 - 11.30)
Vasanth G.Asokan	Bahasa Inggeris	13 April 2020 (Isnin)	05. 5ALF	Slot 1 (9.30 - 11.30)
Vasanth G.Asokan	Bahasa Inggeris	13 April 2020 (Isnin)	05. 5ALF	Slot 1 (9.30 - 11.30)
MAZUAN	PERNIAGAAN	13 April 2020 (Isnin)	06. 5ALG	Slot 1 (9.30 - 11.30)
SITI RUZIAH BINTI MUHARAM	Sains	13 April 2020 (Isnin)	07. 5ALK	Slot 1 (9.30 - 11.30)
Saniah	English	13 April 2020 (Isnin)	08. 5ALM	Slot 1 (9.30 - 11.30)
K. Chaundari	Sains	13 April 2020 (Isnin)	09. 5IBH	Slot 1 (9.30 - 11.30)
ABDAH NASHIAH CMN	PEN ISLAM	13 April 2020 (Isnin)	11. 5IBS	Slot 1 (9.30 - 11.30)
Haryanti bt hamzah	Matematik	13 April 2020 (Isnin)	12. 4ARZ	Slot 1 (9.30 - 11.30)
Aqilla	English	13 April 2020 (Isnin)	14. 4ABR	Slot 1 (9.30 - 11.30)
Herda	Sejarah	13 April 2020 (Isnin)	16. 4ALF	Slot 1 (9.30 - 11.30)
IZZAH ASY-SYAMIMI BINTI KASIM	MATEMATIK	13 April 2020 (Isnin)	17. 4ALG	Slot 1 (9.30 - 11.30)
Norizah Bohari	Matematik	13 April 2020 (Isnin)	18. 4IBH	Slot 1 (9.30 - 11.30)
Marlina bt Ismail	Pendidikan Islam	13 April 2020 (Isnin)	20. 3AMBER	Slot 1 (9.30 - 11.30)
NORFAIZAN MOHAMAD	RBT	13 April 2020 (Isnin)	21. 3AMETIS	Slot 1 (9.30 - 11.30)
Siti Nor Nahdia binti Mustfar	Sains	13 April 2020 (Isnin)	24. 3DELIMA	Slot 1 (9.30 - 11.30)
Mohd Rozali	RBT	13 April 2020 (Isnin)	25. 3FIRUZ	Slot 1 (9.30 - 11.30)
SURIANI	GEO	13 April 2020 (Isnin)	26. 2AMBER	Slot 1 (9.30 - 11.30)
Nurulhusna	Sejarah	13 April 2020 (Isnin)	28. 2BAIDURI	Slot 1 (9.30 - 11.30)
Zabidah binti Rahmat	Geografi	13 April 2020 (Isnin)	29. 2BERLIAN	Slot 1 (9.30 - 11.30)
Norizyani Kamari	PI	13 April 2020 (Isnin)	30. 2DELIMA	Slot 1 (9.30 - 11.30)
Suziana Minhat	Bahasa Melayu	13 April 2020 (Isnin)	31. 2FIRUZ	Slot 1 (9.30 - 11.30)
Rosmaini	Rbt	13 April 2020 (Isnin)	32. 2INTAN	Slot 1 (9.30 - 11.30)
FARIDAH BINTI MOHMAD	SEJARAH	13 April 2020 (Isnin)	33. 1AMBER	Slot 1 (9.30 - 11.30)
Nurul fathin	sejarah	13 April 2020 (Isnin)	34. 1AMETIS	Slot 1 (9.30 - 11.30)
NORAIZAH BT BAHRUDIN	ASAS SAINS KOMPUTER	13 April 2020 (Isnin)	35. 1BAIDURI	Slot 1 (9.30 - 11.30)
NURMAHIRAH BINTI MAIDIN	BAHASA MELAYU	13 April 2020 (Isnin)	36. 1BERLIAN	Slot 1 (9.30 - 11.30)
MOHD IZZAT	Sejarah	13 April 2020 (Isnin)	38. 1FIRUZ	Slot 1 (9.30 - 11.30)
Norayuni binti mohamad azmi	Sains	13 April 2020 (Isnin)	39. 1INTAN	Slot 1 (9.30 - 11.30)
Zulkifli yahya	Bahasa melayu	13 April 2020 (Isnin)	40. 1JED	Slot 1 (9.30 - 11.30)

BELUM ADA PERANCANGAN 13 APRIL

1 5ARZ	12 4ARZ	26 2AMB
2 5IBK	13 4IBK	27 2AME
3 5ABR	14 4ABR	28 2BAI
4 5ALB	15 4ALB	29 2BER
5 5ALF	16 4ALF	30 2DEL
6 5ALG	17 4ALG	31 2FIR
7 5ALK	18 4IBH	32 2INT
8 5ALM		
9 5IBH	19 3KRK	33 1AMB
10 5IBQ	20 3AMB	34 1AME
11 5IBS	21 3AME	35 1BAI
	22 3BAI	36 1BER
	23 3BER	37 1DEL
	24 3DEL	38 1FIR
	25 3FIR	39 1INT
		40 1JED

Plan for monitoring WhatsApp messages

	2, 8 April 2020		5, 9 April 2020		6, 12 April 2020		7, 13 April 2020	
	SLOT 1	SLOT 2	SLOT 1	SLOT 2	SLOT 1	SLOT 2	SLOT 1	SLOT 2
SHOBA		1AME	5IBS		4ALB			5ARZ
NOOR HASHIKIN BT M TAHIR		5ALK	5ALF		5IBH			4ALF
VASANTHA A/P ASOKAN		5ALF	4IBH			4IBH	5ALF	
SANIAH BT MOHSEN		4ALG	5ALK			4ALB	5ALM	
WAN NURUL SHAHIRAH BT WAN	5IBQ			1AMB	5ALG			5IBK
NOOR AMIRA AQILAH BT Z. ABIDIN	5ALB			5ABR	4ALF		4ABR	
ZARITH B MOHAMED		4IBK	4ALG		4ALG			5IBQ

PENGAJARAN & PEMBELAJARAN DIGITAL
1-14 APRIL 2020 (FASA 2)

Sepanjang Penutupan Sekolah Atas Perintah Kawalan Pergerakan Bagi
 Membendung Penularan Wabak Covid-19



SMK PASIR GUDANG 3
 JALAN PASIR GUDANG 3
 81700 PASIR GUDANG, JOHOR

Perancangan PdP Digital SMK Pasir Gudang 3 FASA 2

Ringkasan maklumat perkongsian pembelajaran digital COVID-19 perlu di hantar sehari sebelum sesi P&P dilaksanakan, seleat-lewatnya jam 8.00 pm.

* Required

Nama Guru *

Your answer

Collecting information on
 lesson planning

Getting teachers'
 feedback



Survey Guru PdPc Digital SMK Pasir Gudang 3

Form description

Nama Guru *

Short answer text

1. Kekuatan PdPc Digital SMK Pasir Gudang 3. *

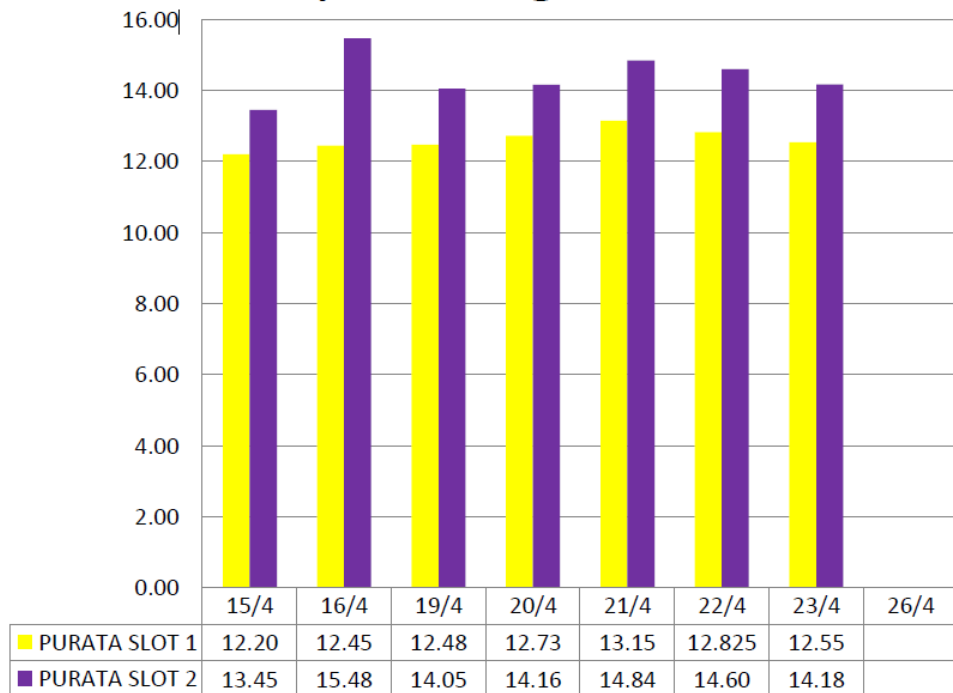
Long answer text

CADANGAN PENAMBAHBAIKAN PdPc Digital SMK Pasir Gudang 3

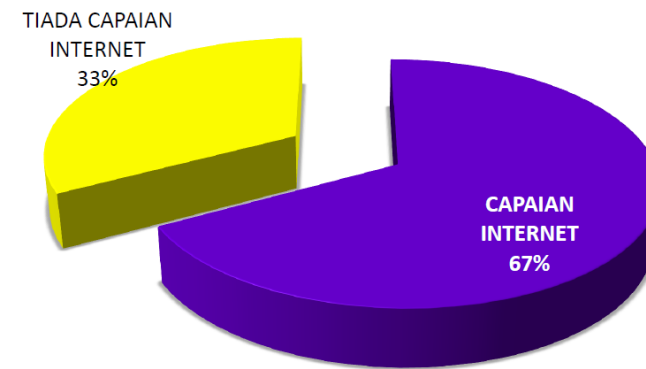
SUSUNAN JADUAL (AGIHAN MP DAN MASA GURU LEBIH ADIL)	4
1 SUBJEK 1 HARI	9
KURANGKAN MASA PDPC	7
TIDAK TERIKAT DENGAN JADUAL	2
MASA SLOT 1 DILEWATKAN	4
KAEDAH PDPC (GC, LATIH TUBU, PERANCANGAN PANITIA, ULANGKAJI, GALAKAN MURUD)	9
KEKALKAN JADUAL FASA 1	5
KEKALKAN JADUAL FASA 2	5
JADUAL SPM (FASA 2) JADUAL LAIN-LAIN (FASA 1)	1
MASA PERANCANGAN & LAPORAN PDPC DILANJUTKAN KPD 9 PM	2
KURANGKAN MASA GURU	1
PENTADBIR PERLU BERI MOTIVASI DLM GROUP WHATSAPP	1
LAIN-LAIN	7
JUMLAH RESPONDEN	57



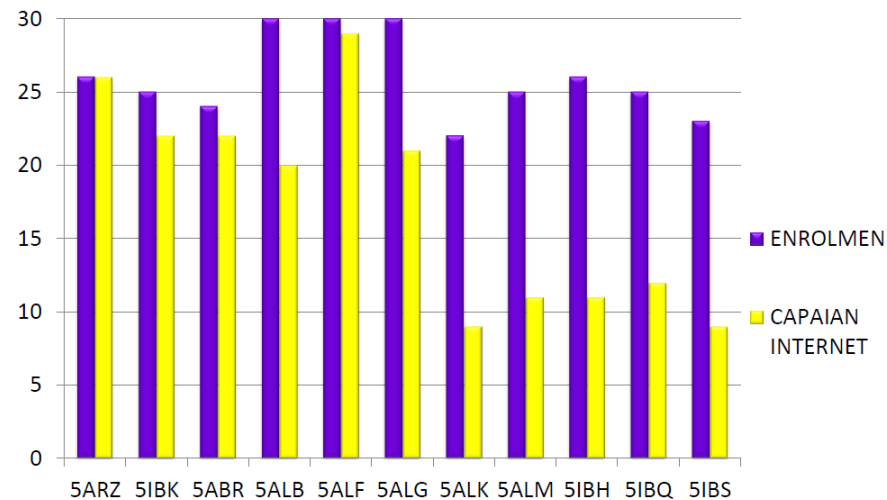
Purata kehadiran Harian Daily Average Attendance



Analisa Capaian Internet Murid Tingkatan 5 SMK Pasir Gudang 3 Form 5 Students' Internet Access Analysis

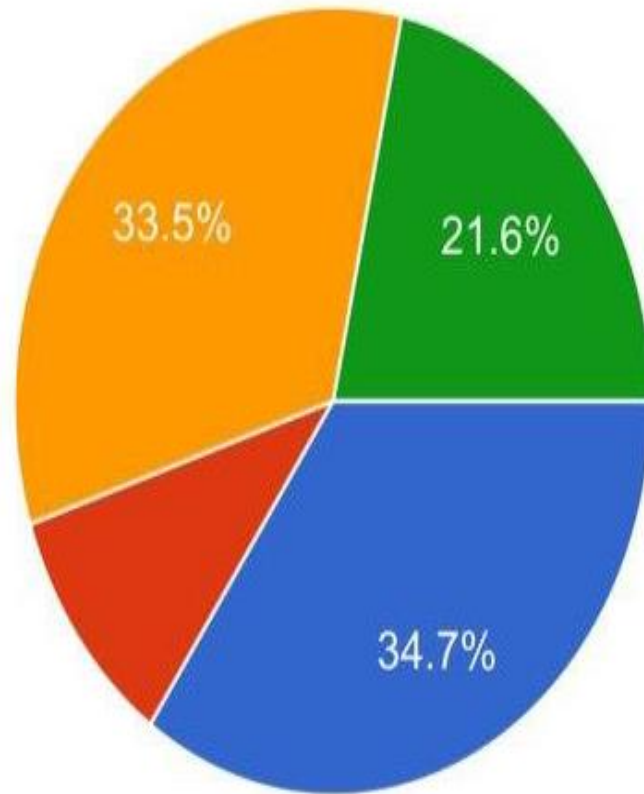


Analisa Capaian Internet Murid Tingkatan 5 Mengikut Kelas Internet Access Based on Classes



Pilih satu pernyataan di bawah:

821 responses



- Saya mempunyai telepon pintar dan internet pada bila-bila masa untuk belajar secara online.
- Saya mempunyai telepon pintar dan internet tetapi berkongsi dengan adik beradik saya untu...
- Saya mempunyai telepon pintar tetapi internet terhad untuk bel...
- Saya menggunakan telepon pintar ibu dan ayah saya untuk belaja...

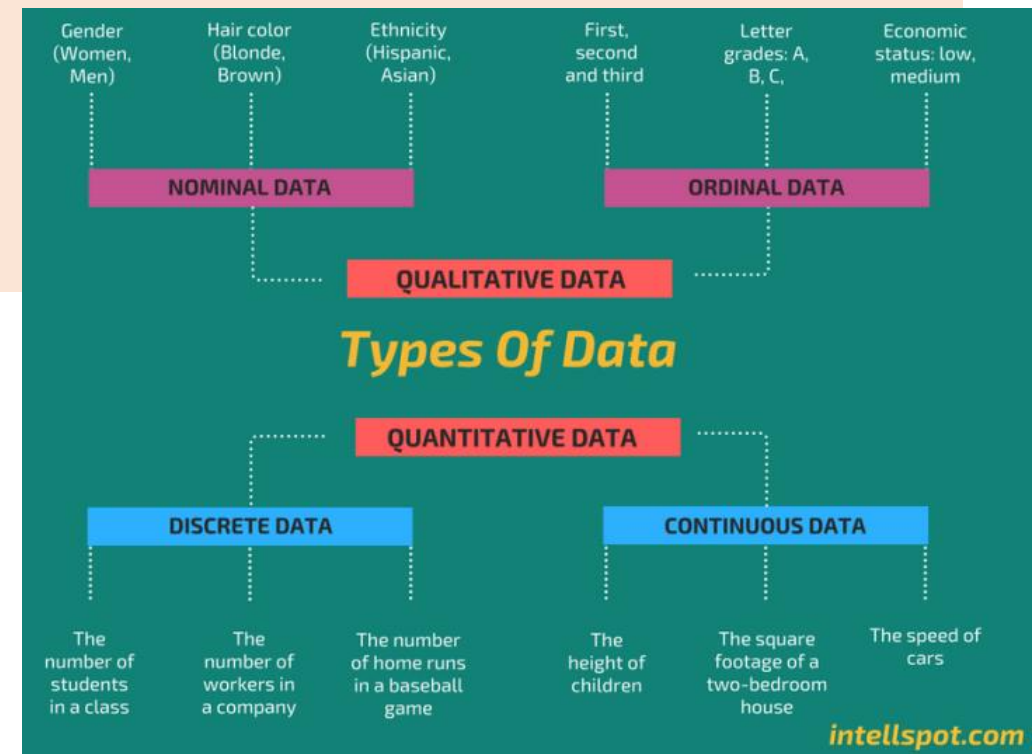


Question for the participants:


What types of data should be collected to measure

- Effectiveness of online learning
- Students/ teachers / parents' readiness for remote learning

Share your opinions on the chat box



Question for Roshida:
How did you use flipped classroom approach
to engage students in self-learning?



Blended Classroom Practice

*4SI1

*Using own gadget to support English learning

*Friday 7.40am - 8.40am, school library



How did you start this Flipped Classroom Approach?



Paper work - endorsed by Principal



Letters to parents



Briefing




Contract signing


BEFORE

DURING

**Teacher collects all gadgets,
keep it in a locked bag in
Principal's room**



**Teachers and students use in
classroom**



**Teacher collects all gadgets,
keep it in a locked bag in
Principal's room**



**Teacher returns the phone
when the school hour ends**

What apps did you use to make
your lessons more interactive?

What did the students prefer?

To search for additional vocabulary



Used in starter
To open students'
perspective




Used to asks students to
make selection in a poll



Brainstorming
Student's gallery

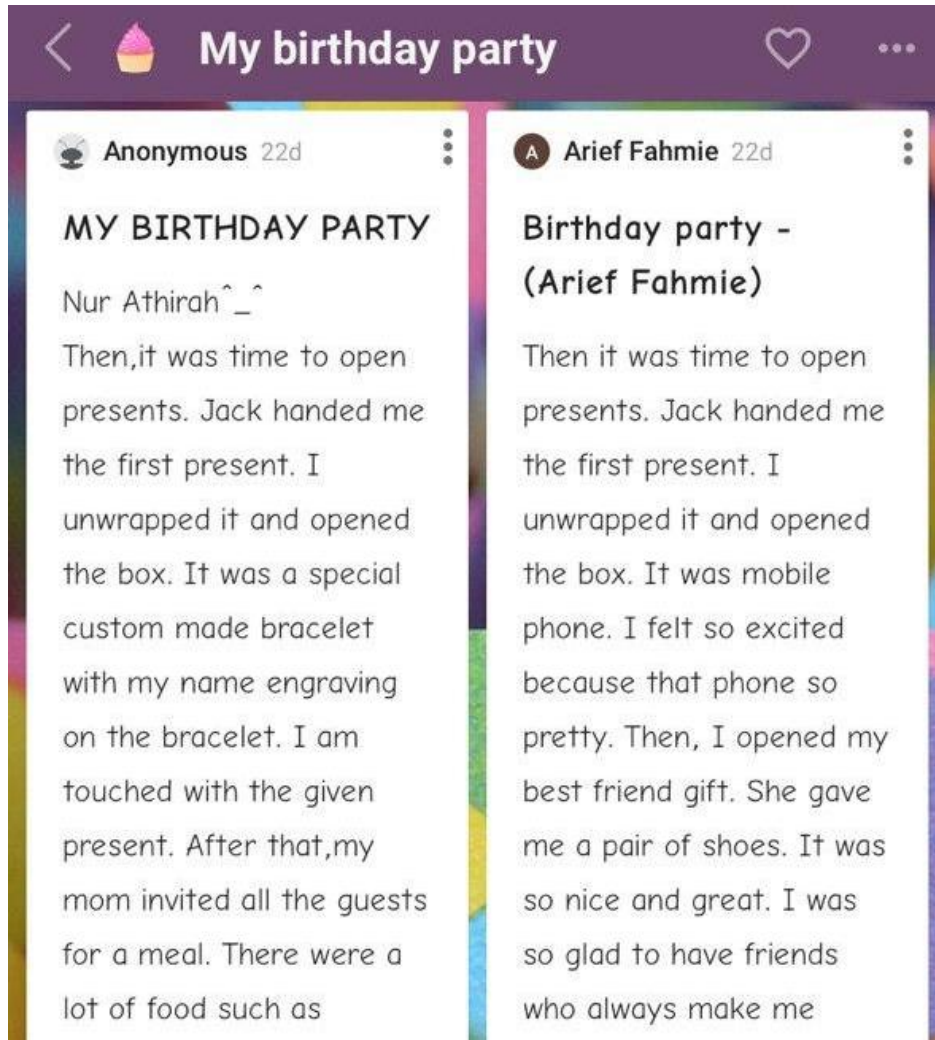


Used to send links
Usually utilised at home as
flipped classroom tool



Presentation

Apps
used



DURING-LESSON

- Starter – watching video on Youtube
- Students do brainstorming in groups using Padlet
- Students do individual writing on Padlet

POST-LESSON

- To allow students to give feedback on their friends' work
- Done in classroom

padlet

My birthday party

The best day of my life

ROSHIDA ABU BAKAR FEB 12, 2020 09:41PM

MOHD NAZLI FEB 16, 2020 08:03PM

(nazli)

Then, it was time to open presents. Jack handed me the first present. I unwrapped it and opened the box. It was a raket. I felt so excited because the raket was so nice. I did not expected that from him. I also get shirt from my dad. I'm very apperciate it and will take good care of it. Next, my friends and I had enjoyed some food before they go back home. The party was over, I thanked my friend becuase came to my birthday party and celebrate it together. I felt so tired and happy at the same time. I really enjoyed my birthday.

CURRENT PROJECT

- Journal writing
- Students write a short journal (topic given) and place it in a bottle, share it with form 3 student
- To encourage them to write everyday

NEXT PROJECT

- Instagram review
- Students review a product on IGTV
- To encourage them to speak in English on social media platform



Why did you choose this approach?



FLIPPED CLASSROOM APPROACH

- 1) New, up-to-date
- 2) Gain and use knowledge that is outside their current zone –
knowledge and experience
- 3) Ability to use the gadget for education

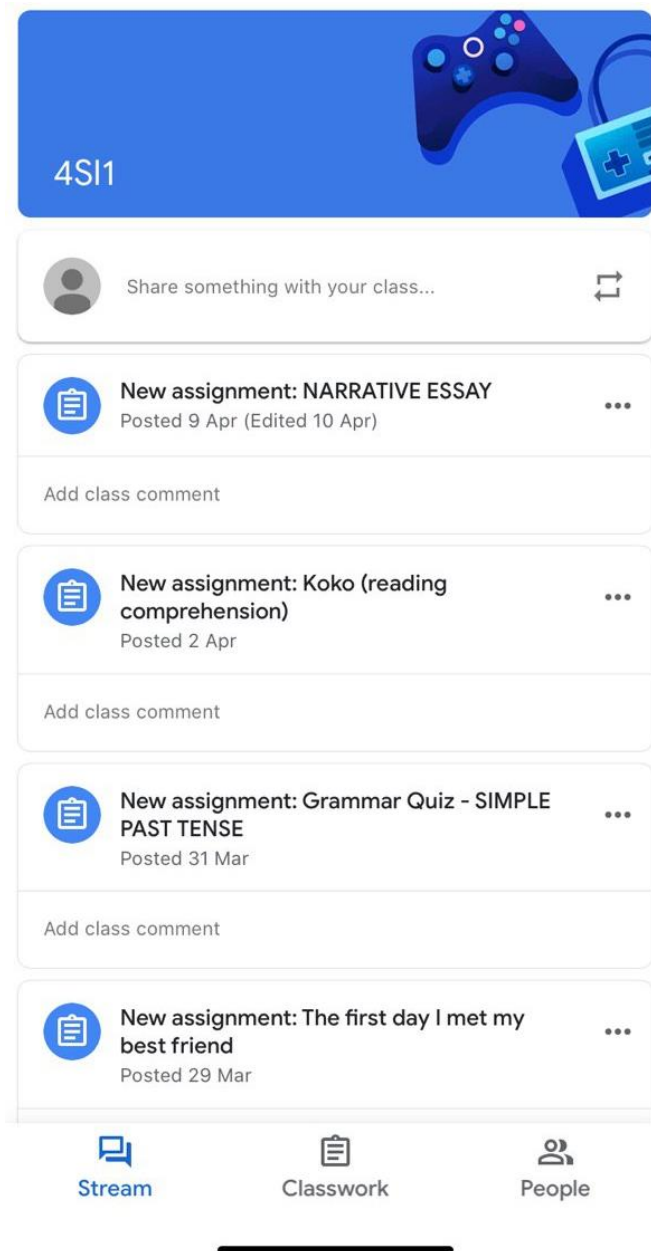


How are you engaging with your students
remotely during MCO period?



MCO ONLINE CLASSROOM

- Using Google Classroom, Padlet, Google Form, Hangouts Meet
- Hangout Class – Wednesday 2.00 pm



4SI1 GOOGLE CLASSROOM

One of the assignments :
Writing the
process and
procedures of
the given
recipe.

docs.google.com

Creamy butter prawn

How to make this delicious dish.

Refer to this. Do not use your mom's recipe!

CREAMY BUTTER PRAWN
daridapuraida.blogspot.com

500 gm udang segar
3 tangkai daun kari
4 tangkai cili padi - hiris
3 ulas bawang putih - ketuk dan cincang
1 tin susu cair
1 sudu besar butter
1/2 sudu teh garam
sedikit minyak tuk goreng ayam

-Panaskan minyak, goreng udang..Ketepikan
-Keluarkan lebih minyak, masukkan butter dan tumis bawang putih, cili padi dan daun kari.
-Masukkan susu cair dan garam. Blarkan mendidih dan kuah memekat.
-Kemudian masukkan udang gaul rata... Dah siap

The ingredients

docs.google.com

Creamy Butter Prawn

Questions Responses 31

Summary Question Individual

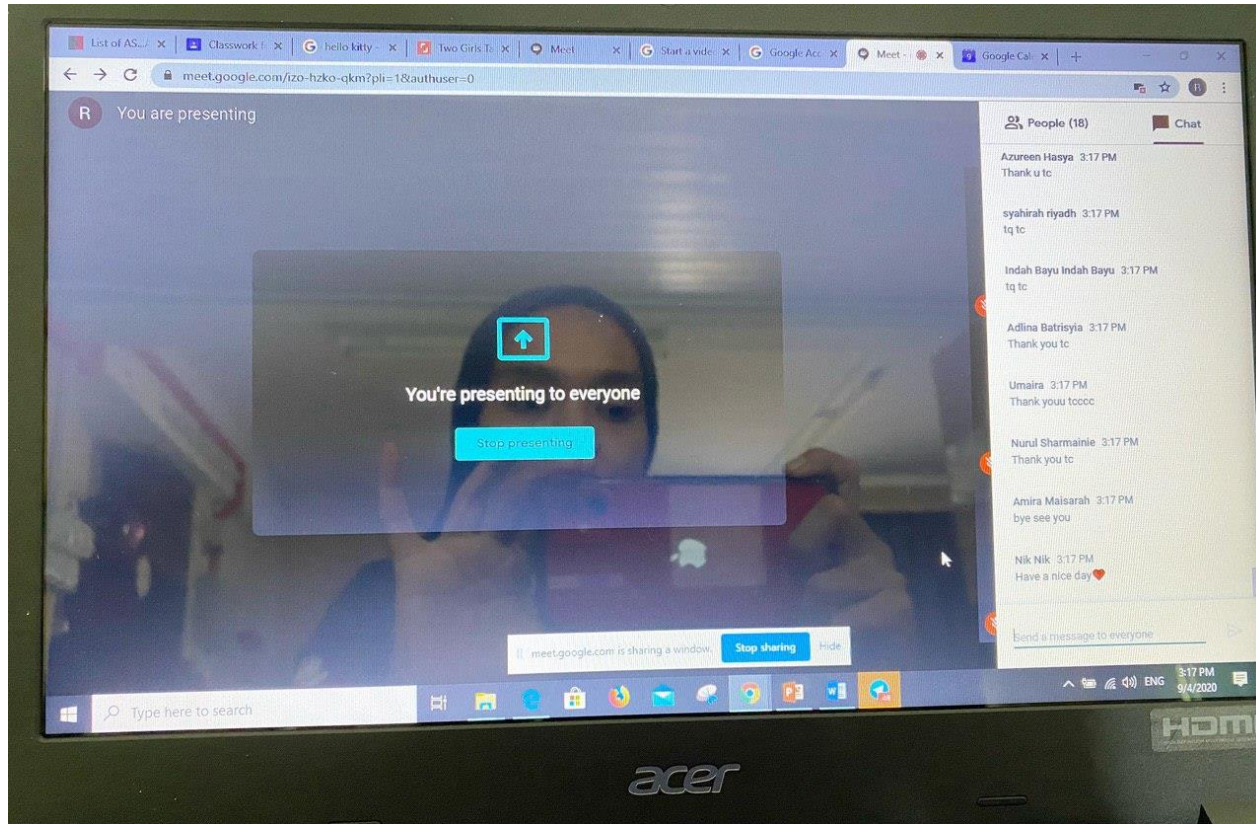
The ingredients

29 responses

-500 gm fresh prawns
-3 stalk curry leaves
-4 stalk chilies(slice)
-3 cloves garlic(scrape and chop)
-1 cans of milk
-1 tbsp butter
-1/2 tsp salt
-a little oil for fried chicken

The ingredients of recipes are 500 grams of fresh shrimp, 3 stems of curry leaves, 4 chili, 3 garlic paste, 1 evaporated milk, 2 tablespoons, 1/2 teaspoon salt and some oil for fried chicken.

The ingredients to make Creamy Butter Prawn are 500 grams of fresh prawn, three stems of curry leaves, four stems of chili sliced, three cloves of garlic that need to tap and chop, a can of evaporated creamer, one table spoon of butter, half tea spoon of



**Online class
using Google
Hangouts Meet**

Next steps

Some Thoughts

If your aim is to make / maintain contact:

Engage PIBG to reach out to these families

Going back to basics; ask about their wellbeing Human first, student second

Empathise with them. Acknowledge their struggles and efforts during this time

Ask how and what support is needed

If you want some creative solutions:

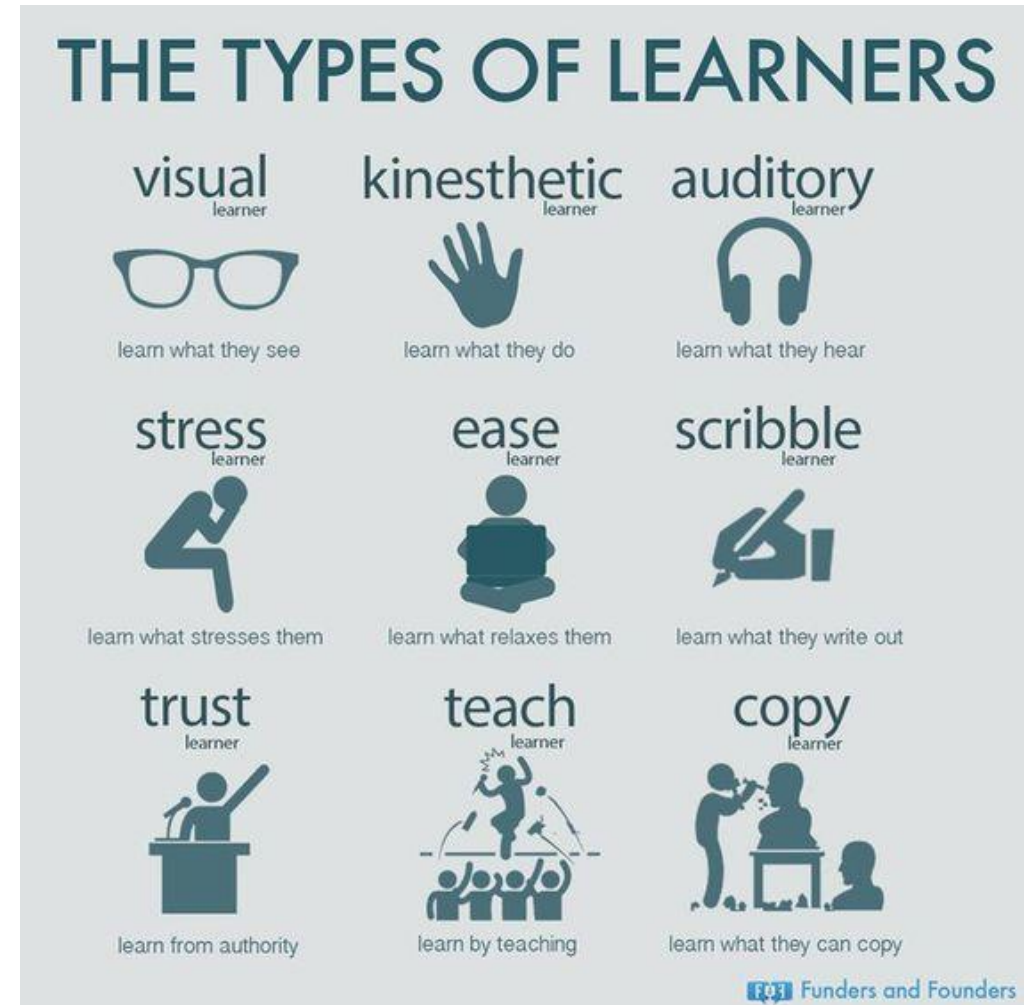
Ask students to find solutions for engaging / connecting with these students

Utilise current students to create resources to help their peers

Provide choices for capturing learning using basic resources

Create a purpose for collaboration, critical thinking and effective communication

Knowing our learners



Types of learners who will emerge from this MCO period

- A. Learners who are tech savvy and can learn independently
- B. Learners who need some guidance on using technology and self learning strategies
- C. Learners who learn through traditional methods (textbooks, workbooks, notes etc.)
- D. Learners who are disengaged from the system (with or without access to technology)

Question for Breakout Room:

How do we enhance the learning experience of these students, post MCO period?

Breakout Room with odd numbers, Focus on Student group A & B

Breakout room with even numbers, focus on Student group C & D

Share your thoughts in the chat box when you return to the main session

Using what we have learned to plan for post MCO T&L

Keep your students motivated

- Allow students to share their experiences with others
- Assess students' ability to apply what they have learned during MCO (Group D might surprise you)
- Incorporate CHOICE, CHALLENGE and PURPOSE to the lessons
- Provide opportunities for immediate and constructive feedback

Example:

Group A & B Students: Flipped classroom approach, genius hour etc.

Group C & D: Create more opportunities to experience the use of technology-led learning, personalised learning resources

Mixed Group: Peer mentoring on using technology, creating materials for self-learning, Project-based learning / hands on activities to incorporate cross-curricular links

Using what we have learned to plan for post MCO T&L

- Continue working collaboratively with parents
- Ensure relevant data is utilised to determine whole school targets
- Create whole school support for differentiated teaching and learning
- Consider collaborative teaching

Most of all..

- Be gentle on yourself. We are all doing our best
- Be patient and accept what can be done
- Be tenacious in finding solutions
- Be comforted that the skills learned during this time exceeds our expectations



Thank You!

