

## Learning Never Stops: Literacy and Reading Strategies

WEDNESDAY / 29<sup>TH</sup> APRIL / 10:30 AM

CASSIE



JASMANE



Cassie and Jasmane are both Trust School advisors, and have experience working in a variety of schools in Malaysia and Internationally.

All sessions will be approximately 50 minutes.





## Recording of Webinars

- This webinar is being recorded
- This recording may be used by LeapEd for training and marketing purposes. It will be available on YouTube.
- This may include conversations in the Breakout Rooms
- If you do not wish to be recorded, please switch off your video





- ✓ **Set microphones to mute** when not speaking.
- ✓ **Webcams on where possible please** – it's nice to see your faces 😊
- ✓ **Use nonverbal means to indicate you would like to speak.** (use “raise hand” button)
- ✓ **Close other devices/ sites taking up bandwidth.**
- ✓ **Be conscious of time** – practice brevity when sharing your stories.
- ✓ **Smile and nod!** Let us know you are listening!



# Zoom Navigation

# Introduction

---





En Zubir bin Ghazali

*Guru Besar  
SK Seberang Ramai*



**"HOW INCREDIBLE ARE YOU?"**



Do you feel **STRONG** and confident?



Do you feel you have to stretch beyond your limits?



Do you feel you need to increase your **SPEED** in order to keep up?



Do you feel a need to be **INVISIBLE** at times?



Do you have **MANY** abilities and you're ready to tackle any situation?







## A colorful illustration of five children of diverse backgrounds and ethnicities. In the center is a tall stack of books with various colored spines (blue, yellow, orange, green, purple). Two children are standing behind the stack, each holding an open blue book and smiling. To the left, a girl in a pink hijab and purple dress holds a closed book. To the right, a girl in a black hijab and purple dress also holds a closed book. In front of the stack, a boy in a grey cap and green shirt sits on the ground, holding an open book. Next to him, a girl in a pink hijab and purple dress sits on the ground, pointing at a book she is holding. The background is plain white.

Literacy Programme	PRA	Year 1	Year 2	Year 3	Year 4	Year 5	Year 6	All classes
Daily Journaling								
Big Books								
Guided Reading Groups								
Vocab king – (SKSR initiative)- Parent signature								
Reading Buddies	Year 6	Year 4	Year 5	Split	Year 1	Year 2	PRA	
Library/Nilam								
School-wide Reading Celebration								
Reading Log								
Reading Bag								
Assembly activities								
Parents	Morning Assembly Reading (10 minutes)							
Community	Community Leaders (read to students once a week)							



# PANDEMIC

## What to do now?

### Activity

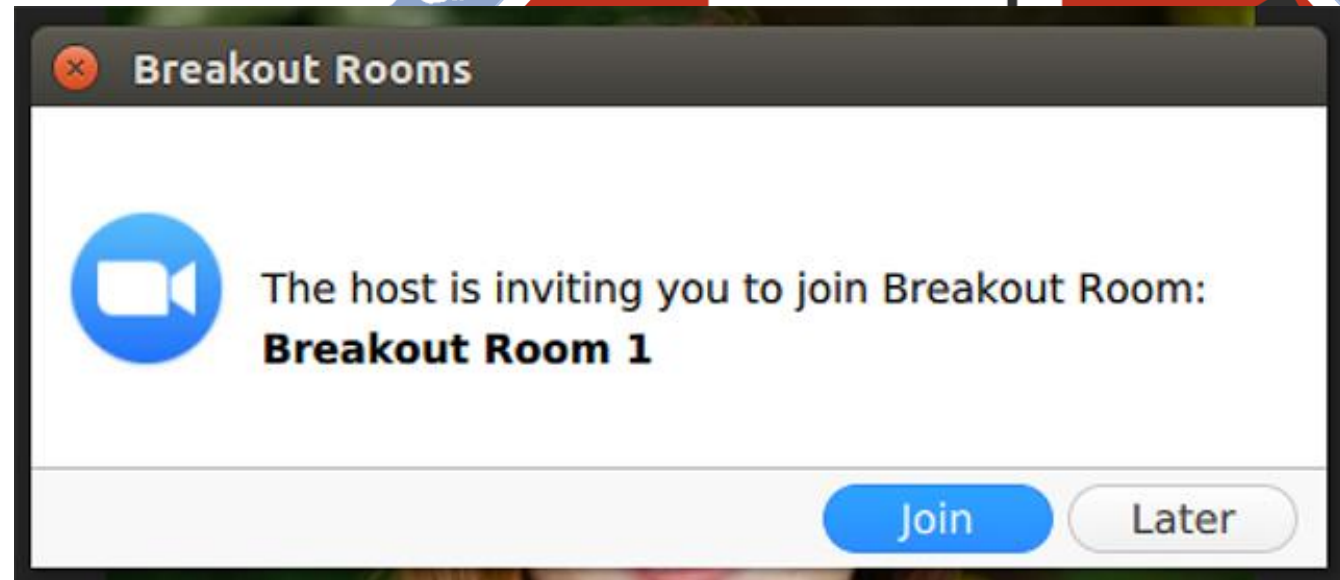
1. Tap your head with your left hand.
2. Rub your tummy with your right hand.



# Share and Turn

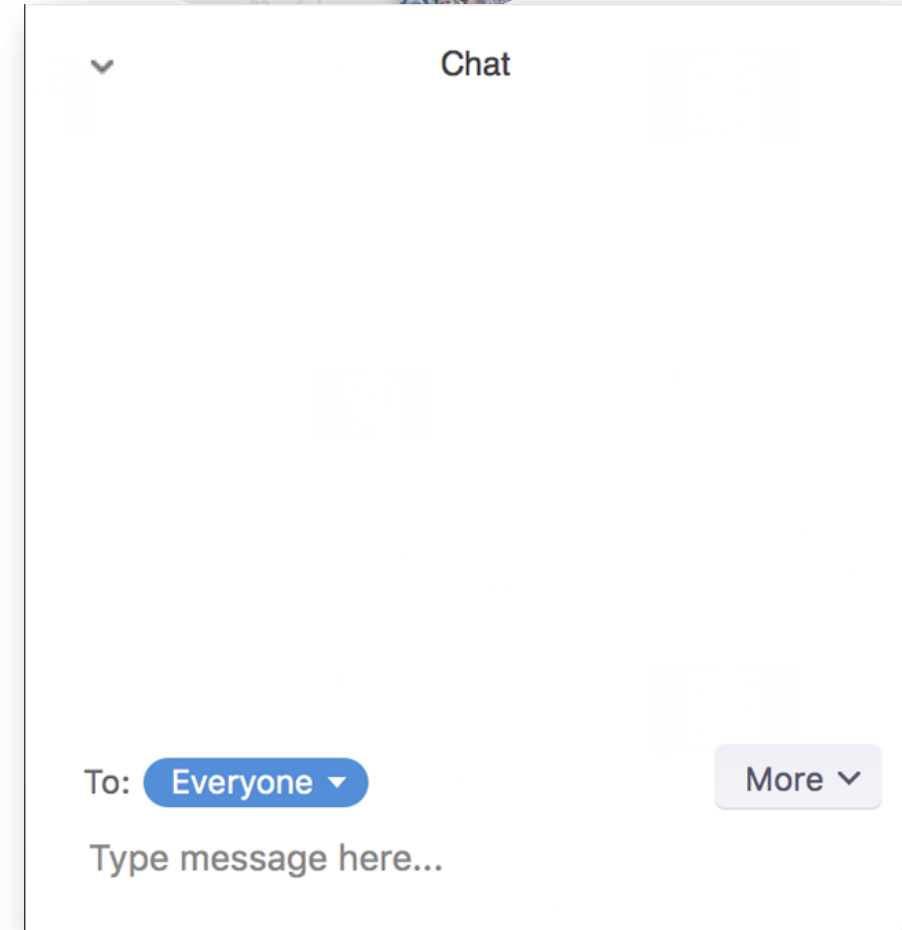

- Introduce yourself
- What is going well with parents and literacy?
- What are some issues parents may have with literacy at the moment?

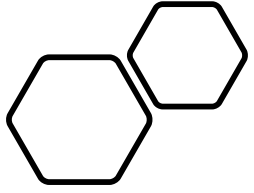
Breakout!



# Feedback

- What is going well with parents and literacy?
- What are some issues parents may have with literacy at the moment?





# Communicating with Parents during MCO



Remain calm and positive



Provide examples for  
parents and students



Allow parents and students  
to be creative as long as  
they meet the objectives



Listen to concerns



Celebrate their efforts



Don't forget to find your  
balance (work and family)



# **SK SEBERANG RAMAI**

found solutions during  
MCO!




- SLT, teachers and staff members modeled good reading practices for parents
- Students continue to write in their journals
- Parents record students reading, writing, singing, practicing skills
- Parents read to their children and share with teachers
- Some students are creating videos with other students (while maintaining social distancing)
- Questioning techniques for parents and students
- Provide websites and videos
- Students and parents' work are uploaded to Facebook to highlight and encourage

Guru  
Besar  
leads the  
Way!





# Students make flash cards!



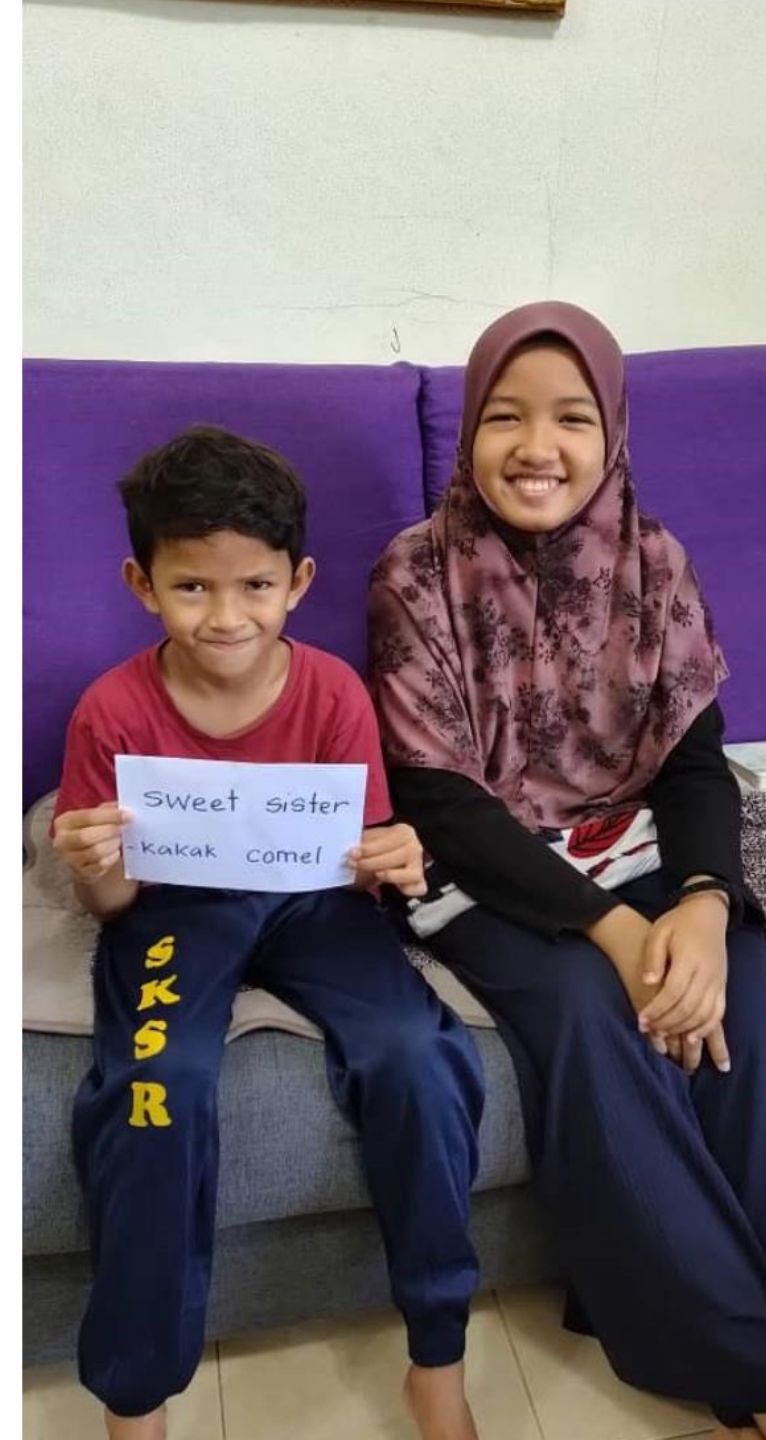


Students use  
items at home  
to display  
understanding!

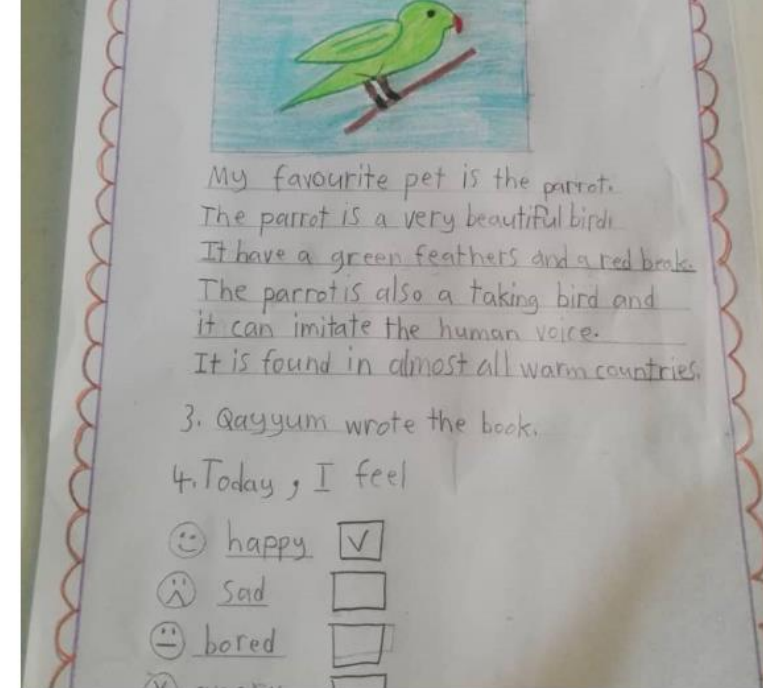
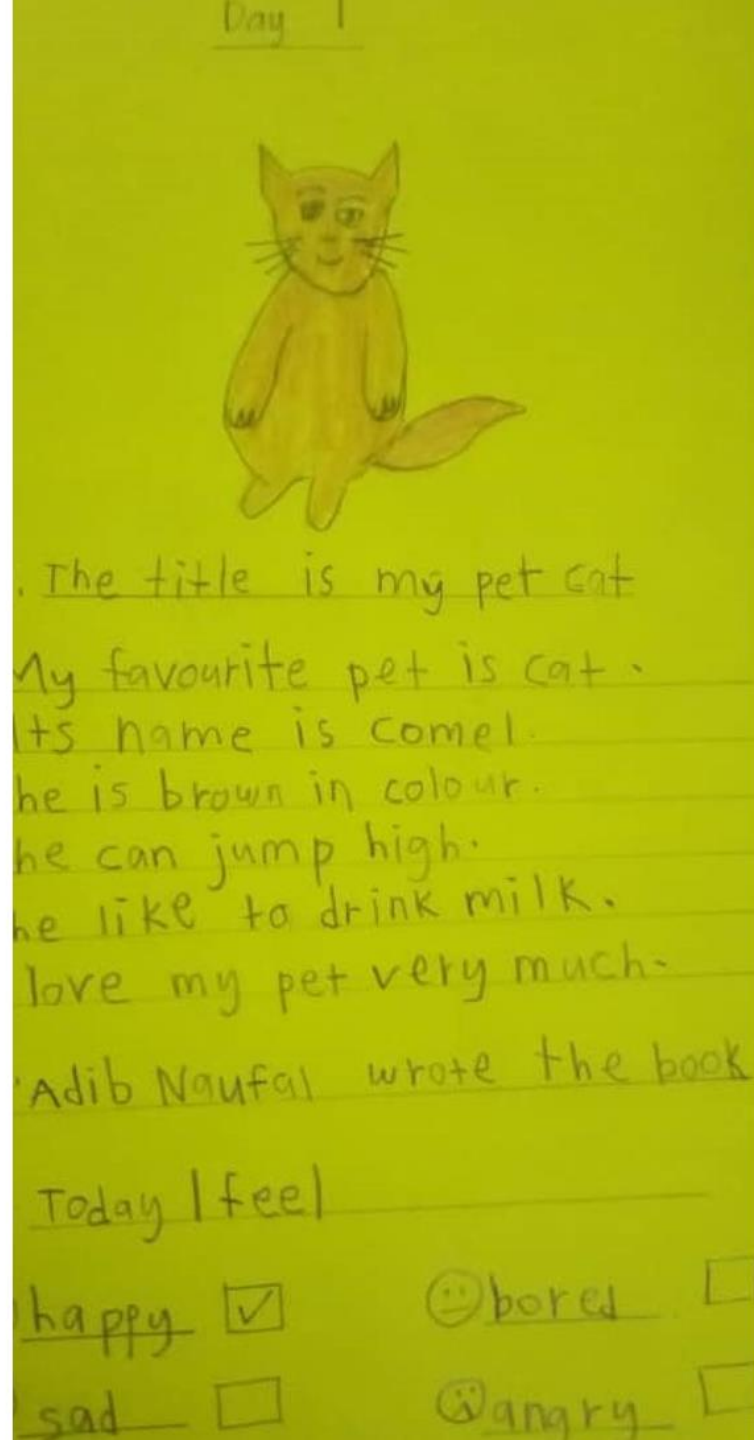




Students  
collaborate  
with their  
siblings to  
display  
knowledge  
and skills!



# Students journal about various topics!



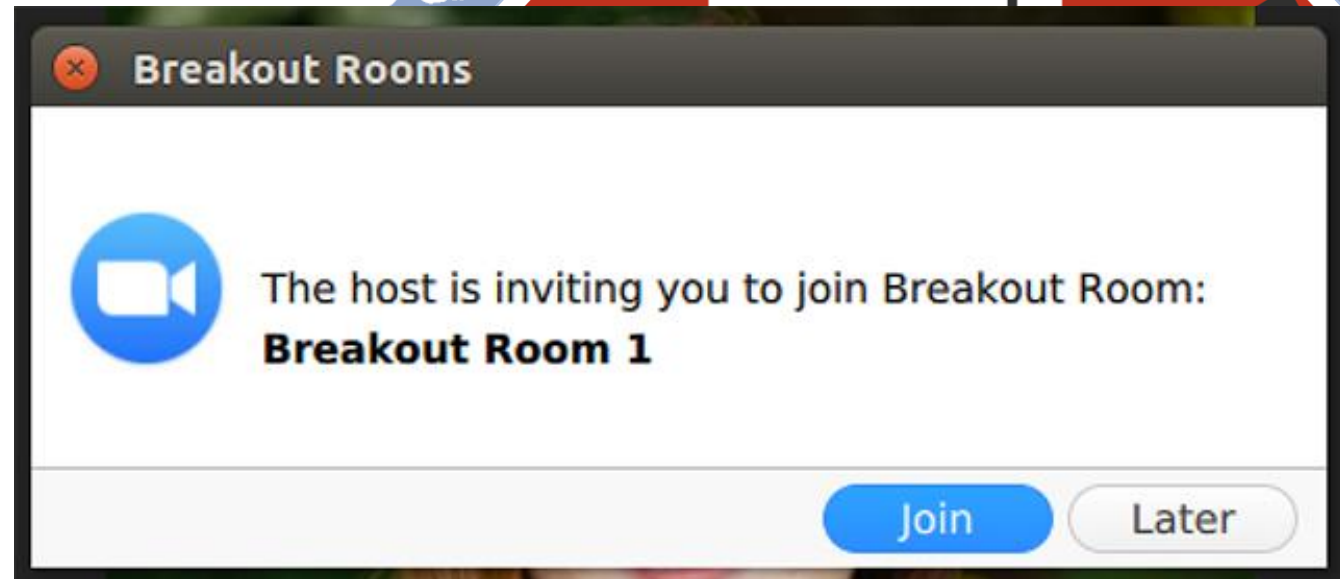




# Share and Turn

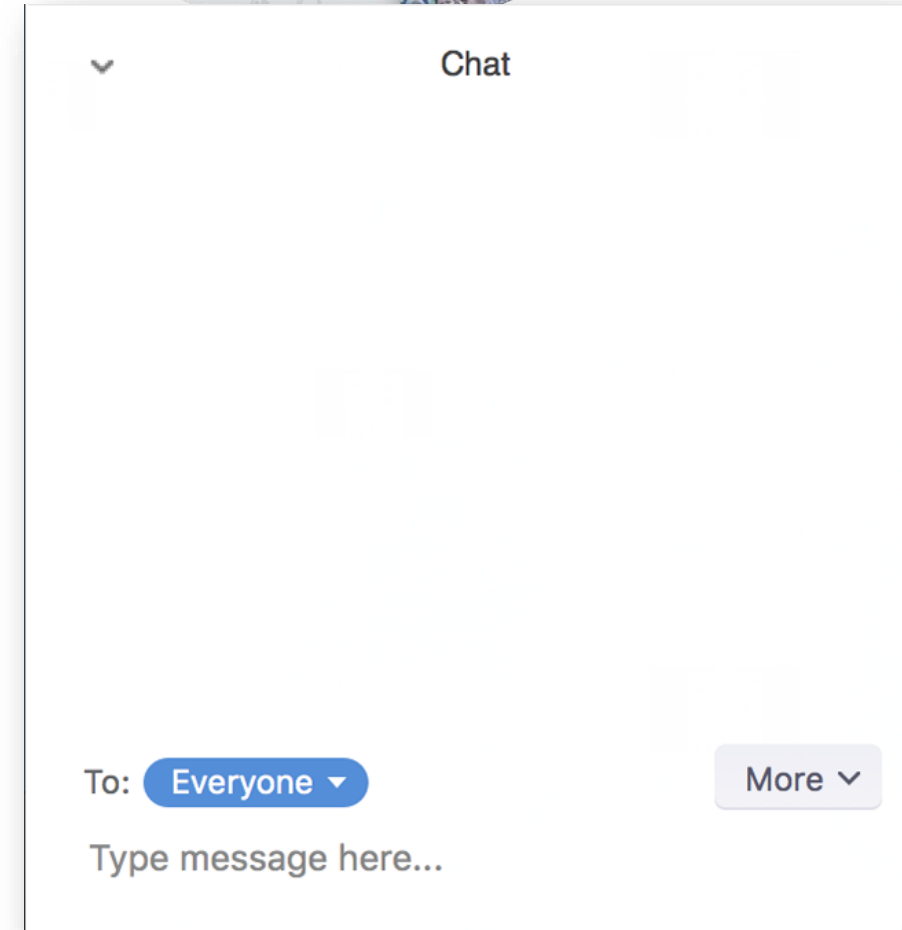

- Do you think these solutions will work for you?
- Share ideas that will work for you.

## Breakout!



# Feedback

- Do you think these solutions will work for you?
- Share ideas that will work for you.







®

ICHED





Q&A

## DO YOU FIND THIS SMILEY TO READ?

Because of the phenomenal power of the human mind, most people do. According to research at Cambridge University, it doesn't matter what order the letters are in. The only important thing is that the first and last letter be in the right place. The rest can be a total mess and you can still read it without a problem. This is because the human mind does not read every letter by itself, but the word as a whole. Talk about cool.



# **Summary & Next Steps**





## My Bookmark of Reading Strategies



### Think...

Think about what would make sense.

### Pictures...

Look at the pictures to get a clue.



chin  
stand

### Chunk it...

Look inside the word for a little word or a chunk you know.

### Re-read...

Go back to the beginning of the sentence and read it again.



### Get your mouth ready...

When you come to the word, get your mouth ready, say just the beginning part, and read on to see what would make sense.

### Sound it out or tap it out...

Use your phonics to sound it out, or tap it out.



## Comprehension Strategies



### I wonder...

Ask yourself questions about what you are reading: Who, What, Where, When, How, why, Will, Could, Would, Should, Is, Are, Did?

### Visualize...

Make pictures in your mind while you are reading.



### Connections...

Make connections: Text-to-self, text-to-text, and text-to-world

### Re-read...

When something doesn't make sense, read it again. Self-correct if needed.



### Predict...

Make predictions about what you think will happen next.

### Stop and Think...

Take time to stop and think about what you are reading.



### If your child makes an error while reading...

First wait to see if your child self-corrects when s/he comes to the end of the sentence. If so, give positive reinforcement. If NOT self-corrected, gently say, "Wait a minute...Did that make sense? Read it again please." OR "That makes sense, but does it look right?"





# Feedback

<https://forms.gle/pBZp9w5tEzzGJVgN8>





**En Zubir bin  
Ghazali**

***Guru Besar  
SK Seberang Ramai***



# Thank You!

**Any questions?**

[cassandra.pouge@leapedservices.com](mailto:cassandra.pouge@leapedservices.com)

[jasmane.frans@leapedservices.com](mailto:jasmane.frans@leapedservices.com)